

ORGANISING AN INTERCULTURAL EVENT LEARNER'S PROJECT NOTES



3 ENTREPRENEURSHIP
EMPLOYABILITY
EDUCATION

PROJECT-BASED LEARNING | LIFE SKILLS



basic education
Department:
Basic Education
REPUBLIC OF SOUTH AFRICA



GRADE 4

LEARNER'S PROJECT NOTES | GRADE 4 | LIFE SKILLS

ORGANISING AN INTERCULTURAL EVENT

TABLE OF CONTENTS

• Activity 1 - The lessons we learn from cultural stories	2
• Activity 2 - Stories and recipes from all cultures	3
• Activity 3 - Oral presentations	4
• Activity 4 - Planning an Intercultural event	4
• Activity 5 - Display of artefacts and advertise the Intercultural event	5
• Activity 6 - Intercultural Event	5
• Activity 7 - Reflection	6
• Quick quiz	7
• Glossary	8




ORGANISING AN INTERCULTURAL EVENT



“ Preservation of one’s own culture does not require contempt or disrespect for other cultures. ”

Cesar Chavez





ACTIVITY 1

The lessons we learn from cultural stories

1. Today your teacher will read you a story. We call these types of stories 'cultural' stories and they help us to understand ourselves and other people.
2. While your teacher is reading the story, draw pictures of the story on Worksheet 1.




Complete Worksheet 1 in your Learner's Project Worksheets

3. Complete a quick quiz at the back of this booklet
4. Play a game of match. Match pictures from the story to words or sentences from the story (work in groups of 4 to 6).



Homework assignment

- For homework please ask your parents, grandparents or care-givers to **tell you a story** from your culture.
- Also ask them for a **recipe** that is typical of your culture.
- Bring these to school for the next lesson.






ACTIVITY 2

Stories and recipes from all cultures

1. Your teacher will hand out a word-search game (Worksheet 2.1).
2. Why do these words look familiar?
Pizza, sosatie, imifumo, potjie, breyani, imbotyi, roti, challah.



3. If you don't understand what it means, work in pairs and ask your friends to explain!



Complete Worksheet 2.1 in your Learner's Project Worksheets

4. Now it is time to share your special cultural story or recipe with your groups, and with the rest of the learners in your class. Choose one group member to share your story or recipe with the class.
5. Your teacher will pair you up with a friend. Do an interview with this friend. Write his/her answers down on Worksheet 2.2. Change around and let your friend interview you. Don't forget to write your name and the name of your friend on the worksheet.



Complete Worksheet 2.2 in your Learner's Project Worksheets

5. Make a mind map of your story (or recipe) in your learner notebook.
7. Use your cultural story (or recipe) for an oral presentation. Plan your oral on Worksheet 2.3. Prepare and practise at home. Remember, practise makes perfect!



Complete Worksheet 2.3 in your Learner's Project Worksheets



ACTIVITY 3

Oral presentations

1. Today you will present your oral to your teacher. While the others are presenting, keep yourself busy in class.
2. If you are going to present a recipe, you must list all your ingredients and draw up a budget (Worksheet 3.1). If you want to tell a story, you must illustrate it on Worksheet 3.2



Complete Worksheet 3.1 or 3.2 in your Learner's Project Worksheets

These worksheets will become part of a story/recipe book for the Intercultural Event!



ACTIVITY 4

Planning an Intercultural event

1. Today you will be planning your Intercultural Event. Hand in your recipe with budget and cultural story with illustrations for the book the class is putting together.
2. Your teacher will be demonstrating how to plan a book with a mind-map. Recipes and stories will be part of the mind-map of cultural traditions. Use Worksheet 4.



Complete Worksheet 4 in your Learner's Project Worksheets

3. In your group, brainstorm ideas for the Intercultural Event. Share these with your teacher and the rest of the class. Use your ideas and mind-map to plan a priority list. Display this in the classroom.
4. Discuss in class what your understanding of a cultural artefact is.

See homework assignment on next page.



Homework assignment

- For homework, please ask your parents or care-givers if they have any cultural artefacts you can borrow and bring to school for the Intercultural Event exhibition.



ACTIVITY 5

Display the artefacts and advertise the Intercultural event

- Put your artefact on the table in class. Help your teacher to label it so visitors know what it is called and what it was used for. Write a short description of your artefact.
- Some of your class must help your teacher to make copies of all the stories with illustrations and recipes with budgets and staple these together in a book format for the Intercultural Event.
- Maybe you'd rather want to help design posters (use Worksheet 5) to advertise the Intercultural Event? Create an invitation to friends and family on Worksheet 6. Hand these out to friends and family and keep reminding them about the event.



Complete Worksheets 5 and 6 in your Learner's Project Worksheets



ACTIVITY 6

Intercultural Event

- Today is your Intercultural Event. Show people around and make them feel welcome. Be proud! You've helped to put together this great event.



ACTIVITY 7

Reflection



Complete Worksheet 7 in your Learner's Project Worksheets

Play the circle game with the rest of your class.





QUICK QUIZ

INSTRUCTIONS:

Answer the following questions after the teacher has read the cultural story.

1. What is the title of the story?

2. Who are the main characters?

3. What is the setting? (Where does the story take place?)

4. What is the plot? (What happens in the story?)

5. What is the moral lesson? (What can you learn from the story?)



GLOSSARY

Some word meanings

LANGUAGE STRUCTURES AND CONVENTIONS	
PART OF SPEECH	MEANING
Noun	a word (other than a pronoun) used to identify any of a class of people, places, or things (common noun), or to name a particular one of these (proper noun).
Verb	a word used to describe an action, state, or occurrence, and forming the main part of the predicate of a sentence, such as hear, become, happen.
Adjective	a word naming an attribute of a noun, such as sweet, red, or technical.
artefacts (noun)	an object made by a human being, typically one of cultural or historical interest.
biryani (noun)	an Indian dish made with highly seasoned rice and meat, fish, or vegetables.
challah (noun)	a plaited loaf of white leavened bread, traditionally baked to celebrate the Jewish sabbath.
community (noun)	a group of people living in the same place or having a particular characteristic in common.
cost (verb)	an amount that has to be paid or spent to buy or obtain something.
cultural (adjective)	relating to the ideas, customs, and social behaviour of a society.
format (noun)	the way in which something is arranged or set out.
Illustrating (verb)	explain or make (something) clear by using examples, charts, pictures, etc.
imbotyi (noun – IsiXhosa)	brown or white beans
imifuno (noun – IsiXhosa)	green vegetables
Intercultural (adjective)	taking place between cultures or derived from different cultures.
Interview (noun)	a meeting of people face to face, especially for consultation.
mind map (noun)	a diagram in which information is represented visually, usually with a central idea placed in the middle and associated ideas arranged around it.
pizza (noun)	a dish of Italian origin, consisting of a flat round base of dough baked with a topping of tomatoes and cheese, typically with added meat, fish, or vegetables.
potjie (noun)	a cast-iron pot with a lid, typically having three legs, for use over an open fire.
practise (verb)	perform (an activity) or exercise (a skill) repeatedly or regularly in order to acquire, improve or maintain skill in it.



GLOSSARY (CONTINUED)

Some more word meanings

LANGUAGE STRUCTURES AND CONVENTIONS	
PART OF SPEECH	EXPLANATION
priority list	a list which tells you what is most important and where to start
programme (noun)	a sheet or booklet giving details of items or performers at an event or performance.
recipe (noun)	a set of instructions for preparing a particular dish, including a list of the ingredients required.
roti (noun)	bread, especially a flat round bread cooked on a griddle.
sosatie / kebab (noun)	a dish of pieces of meat, fish, or vegetables roasted or grilled on a skewer or spit.
story (noun)	an account of imaginary or real people and events told for entertainment.
visitors (noun)	people visiting someone or somewhere, especially socially or as a tourist.
word-search game (noun)	a puzzle consisting of letters arranged in a grid, containing several hidden words written in any direction.





NOTES

[illegible]



ORGANISING AN INTERCULTURAL EVENT
LEARNER'S PROJECT NOTES
GRADE 4 | LIFE SKILLS